

Short communication

Synergistic Extraction of Europium and Americium into Nitrobenzene by Using Hydrogen Dicarbolylcobaltate and Dodecaethylene Glycol

Emanuel Makrlík,^{1,*} Petr Vaňura² and Pavel Selucký³¹ Faculty of Environmental Sciences, Czech University of Life Sciences, Prague, Kamýcká 129, 165 21 Prague 6, Czech Republic² Department of Analytical Chemistry, Institute of Chemical Technology, Prague, Technická 5, 166 28 Prague 6, Czech Republic³ Nuclear Research Institute, 250 68 Řež, Czech Republic

* Corresponding author: E-mail: makrlik@centrum.cz

Received: 17-10-2012

Abstract

Extraction of microamounts of europium and americium by a nitrobenzene solution of hydrogen dicarbolylcobaltate (H^+B^-) in the presence of dodecaethylene glycol (DDEG, L) has been investigated. The equilibrium data have been explained assuming that the species HL^+ , H_2L^{2+} , ML^{3+} and MH_2L^{2+} ($\text{M}^{3+} = \text{Eu}^{3+}, \text{Am}^{3+}$; L = DDEG) are extracted into the organic phase. The values of extraction and stability constants of the complex species in nitrobenzene saturated with water have been determined. It was found that in this nitrobenzene medium, the stability constant of the EuL^{3+} complex is comparable with that of AmL^{3+} .

Keywords: Europium, americium, hydrogen dicarbolylcobaltate, dodecaethylene glycol, complexation, water–nitrobenzene system, extraction and stability constants

1. Introduction

The dicarbolylcobaltate anion¹ and some of its hydrogen derivatives are very useful reagents for the extraction of various metal cations (especially Cs^+ , Sr^{2+} , Ba^{2+} , Eu^{3+} and Am^{3+}) from aqueous solutions into a polar organic phase, both under laboratory conditions for purely theoretical or analytical purposes,^{2–20} and on the technological scale for the separation of some high-activity isotopes in the reprocessing of spent nuclear fuel and acidic radioactive waste.^{21–23}

Solvent extraction of microamounts of Sr^{2+} and Ba^{2+} by a nitrobenzene solution of hydrogen dicarbolylcobaltate (H^+B^-)¹ in the presence of polyethylene glycols PEG 200, PEG 300 and PEG 400 has been studied. It has been found that the extraction of the protonated polyethylene glycol molecule HL^+ and the extraction of the complex ML^{2+} ($\text{M}^{2+} = \text{Sr}^{2+}, \text{Ba}^{2+}$; L = PEG 200, PEG 300, PEG 400) are predominant reactions in this water–nitrobenzene system. The respective equilibrium constants have been

determined. The extraction and stability constants of the HL^+ and ML^{2+} complex cations in the organic phase increase in the cation order $\text{H}^+ < \text{Sr}^{2+} < \text{Ba}^{2+}$, whereas the hydration numbers decrease in the same sequence.²⁴

Recently, the extractive properties of a synergistic mixture of hydrogen dicarbolylcobaltate (H^+B^-)¹ and dodecaethylene glycol (DDEG, L) toward Cs^+ , Ca^{2+} and Sr^{2+} have been investigated in the water–nitrobenzene system.^{25,26} On the other hand, in the current work, the solvent extraction of microamounts of Eu^{3+} and Am^{3+} into nitrobenzene by means of this synergistic mixture was studied. We intended to find the composition of the species in the organic phase and to determine the corresponding equilibrium constants.

2. Experimental

Dodecaethylene glycol, $\text{HO}(\text{CH}_2\text{CH}_2\text{O})_{12}\text{H}$ (abbrev. DDEG or L, respectively), was purchased from Fluka. Ce-

sium dicarbollycobaltate (Cs^+B^-) was synthesized by means of the method published by Hawthorne et al.²⁷ The other chemicals used (Lachema, Brno, Czech Republic) were of reagent grade purity. A nitrobenzene solution of hydrogen dicarbollycobaltate (H^+B^-)¹ was prepared from Cs^+B^- by the procedure described elsewhere.²⁸ The radionuclides $^{152,154}\text{Eu}^{3+}$ and $^{241}\text{Am}^{3+}$ were supplied by Polatom, Poland; their radionuclidic purities were 99.9%.

The extraction experiments in the two-phase water–HCl–DDEG– M^{3+} (microamounts; $\text{M}^{3+} = \text{Eu}^{3+}, \text{Am}^{3+}$)–nitrobenzene– H^+B^- systems were performed in 10 mL glass test-tubes with polyethylene stoppers, using 2 mL of each phase. The test-tubes filled with the solutions were shaken for 2 h at 25 ± 1 °C, using a laboratory shaker. Under these conditions, the equilibria in the systems under study were established after approximately 20 min of shaking. Then the phases were separated by centrifugation. Afterwards, 1 mL samples were taken from each phase and their γ -activities were measured by means of a well-type NaI(Tl) scintillation detector connected to a γ -analyzer NK 350 (Gamma, Budapest, Hungary).

The equilibrium distribution ratios of europium and americium, D , were determined as the ratios of the corresponding measured radioactivities of $^{152,154}\text{Eu}^{3+}$ and $^{241}\text{Am}^{3+}$ in the nitrobenzene and aqueous samples.

3. Results and Discussion

The dependences of the logarithm of the europium and americium distribution ratios ($\log D$) on the logarithm of the numerical value of the total (analytical) concentration of the ligand DDEG in the initial aqueous phase, $\log c(\text{L})$, are given in Figures 1 and 2, respectively. The initial concentration of hydrogen dicarbollycobaltate in the organic phase, $c_{\text{B}} = 0.01$ mol/L, as well as the initial concentration of HCl in the aqueous

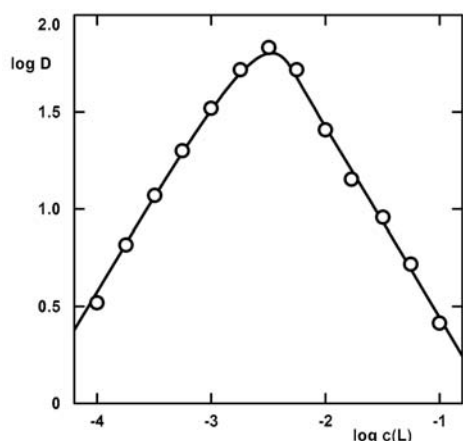


Figure 1. $\log D$ as a function of $\log c(\text{L})$, where L is DDEG, for the water–HCl–DDEG– Eu^{3+} (microamounts)–nitrobenzene– H^+B^- system; $c(\text{HCl}) = 0.05$ mol/L, $c_{\text{B}} = 0.01$ mol/L. The curve was calculated using the constants given in Table 3.

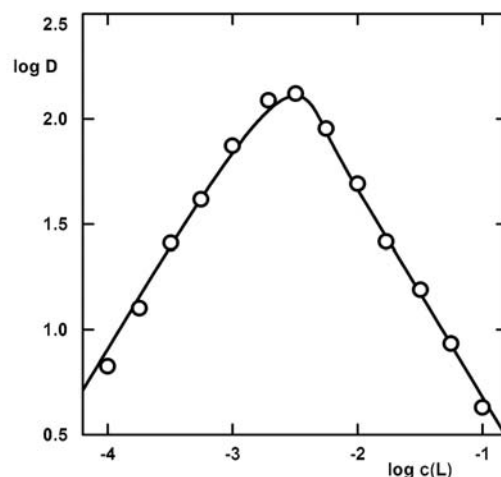
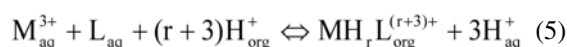
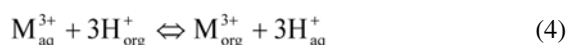


Figure 2. $\log D$ as a function of $\log c(\text{L})$, where L is DDEG, for the water–HCl–DDEG– Am^{3+} (microamounts)–nitrobenzene– H^+B^- system; $c(\text{HCl}) = 0.05$ mol/L, $c_{\text{B}} = 0.01$ mol/L. The curve was calculated using the constants given in Table 4.

phase, $c(\text{HCl}) = 0.05$ mol/L, are always related to the volume of one phase.

With respect to previous results,^{1,4–6,13–20,29–33} the considered water–HCl–DDEG (L)– M^{3+} (microamounts; $\text{M}^{3+} = \text{Eu}^{3+}, \text{Am}^{3+}$)–nitrobenzene– H^+B^- systems can be described by the set of reactions:



to which the following equilibrium constants correspond:

$$K_{\text{D}} = \frac{[\text{L}_{\text{org}}]}{[\text{L}_{\text{aq}}]} \quad (6)$$

$$K_{\text{ex}}(\text{HL}_{\text{org}}^+) = \frac{[\text{HL}_{\text{org}}^+]}{[\text{H}_{\text{org}}^+][\text{L}_{\text{aq}}]} \quad (7)$$

$$K_{\text{ex}}(\text{H}_2\text{L}_{\text{org}}^{2+}) = \frac{[\text{H}_2\text{L}_{\text{org}}^{2+}]}{[\text{H}_{\text{org}}^+]^2[\text{L}_{\text{aq}}]} \quad (8)$$

$$K_{\text{ex}}(\text{M}_{\text{org}}^{3+}) = \frac{[\text{M}_{\text{org}}^{3+}][\text{H}_{\text{aq}}^+]^3}{[\text{M}_{\text{aq}}^{3+}][\text{H}_{\text{org}}^+]^3} \quad (9)$$

$$K_{\text{ex}}(\text{MH}_r\text{L}_{\text{org}}^{(r+3)+}) = \frac{[\text{MH}_r\text{L}_{\text{org}}^{(r+3)+}][\text{H}_{\text{aq}}^+]^3}{[\text{M}_{\text{aq}}^{3+}][\text{L}_{\text{aq}}][\text{H}_{\text{org}}^+]^{(r+3)}} \quad (10)$$

The subscripts “aq” and “org” denote the aqueous and organic phases, respectively.

A subroutine UBBE, based on the relations given above, the mass balance of the DDEG ligand and the electroneutrality conditions in both phases of the system under study, was formulated^{24,34} and introduced into a more general least-squares minimizing program LETAGROP³⁵ used for determination of the “best” values of the extraction constants $K_{\text{ex}}(\text{MH}_r\text{L}_{\text{org}}^{(r+3)+})$ ($M^{3+} = \text{Eu}^{3+}, \text{Am}^{3+}$; $L = \text{DDEG}$). The minimum of the sum of errors in log D, i.e., the minimum of the expression

$$U = \sum(\log D_{\text{calc}} - \log D_{\text{exp}})^2 \quad (11)$$

was sought.

The values $\log K_D = -3.0$ (see Table 3, footnote a), $\log K_{\text{ex}}(\text{HL}_{\text{org}}^+) = 4.12$ (see Table 3, footnote b), $\log K_{\text{ex}}(\text{H}_2\text{L}_{\text{org}}^{2+}) = 7.67$ (see Table 3, footnote b), $\log K_{\text{ex}}(\text{Eu}_{\text{org}}^{3+}) = 1.3^{38}$ and $\log K_{\text{ex}}(\text{Am}_{\text{org}}^{3+}) = 1.5^{38}$ were used for the respective calculations. The results are given in Tables 1 and 2. From these tables it is evident that the extraction data can be best explained assuming the species ML^{3+} and

$\text{MH}_{-1}\text{L}^{2+}$ ($M^{3+} = \text{Eu}^{3+}, \text{Am}^{3+}$; $L = \text{DDEG}$) to be extracted into the nitrobenzene phase.

Knowing the values $\log K_D = -3.0$ (see Table 3, footnote a), $\log K_{\text{ex}}(\text{HL}_{\text{org}}^+) = 4.12$ (see Table 3, footnote b), $\log K_{\text{ex}}(\text{H}_2\text{L}_{\text{org}}^{2+}) = 7.67$ (see Table 3, footnote b), $\log K_{\text{ex}}(\text{Eu}_{\text{org}}^{3+}) = 1.3^{38}$ and $\log K_{\text{ex}}(\text{Am}_{\text{org}}^{3+}) = 1.5^{38}$ as well as the extraction constants $\log K_{\text{ex}}(\text{Eu}_{\text{org}}^{3+}) = 10.23$ and $\log K_{\text{ex}}(\text{Am}_{\text{org}}^{3+}) = 10.59$ determined here (see Tables 1 and 2), the stability constants of the complexes HL_{org}^+ , $\text{H}_2\text{L}_{\text{org}}^{2+}$ and $\text{ML}_{\text{org}}^{3+}$ ($M^{3+} = \text{Eu}^{3+}, \text{Am}^{3+}$; $L = \text{DDEG}$) in the nitrobenzene phase defined as

$$\beta(\text{HL}_{\text{org}}^+) = \frac{[\text{HL}_{\text{org}}^+]}{[\text{H}_{\text{org}}^+][\text{L}_{\text{org}}]} \quad (12)$$

$$\beta(\text{H}_2\text{L}_{\text{org}}^{2+}) = \frac{[\text{H}_2\text{L}_{\text{org}}^{2+}]}{[\text{H}_{\text{org}}^+]^2[\text{L}_{\text{org}}]} \quad (13)$$

$$\beta(\text{ML}_{\text{org}}^{3+}) = \frac{[\text{ML}_{\text{org}}^{3+}]}{[\text{M}_{\text{org}}^{3+}][\text{L}_{\text{org}}]} \quad (14)$$

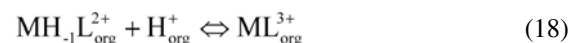
can be evaluated applying the simple relations:

$$\log \beta(\text{HL}_{\text{org}}^+) = \log K_{\text{ex}}(\text{HL}_{\text{org}}^+) - \log K_D \quad (15)$$

$$\log \beta(\text{H}_2\text{L}_{\text{org}}^{2+}) = \log K_{\text{ex}}(\text{H}_2\text{L}_{\text{org}}^{2+}) - \log K_D \quad (16)$$

$$\log \beta(\text{ML}_{\text{org}}^{3+}) = \log K_{\text{ex}}(\text{ML}_{\text{org}}^{3+}) - \log K_{\text{ex}}(\text{M}_{\text{org}}^{3+}) - \log K_D \quad (17)$$

Similarly, the protonation constant of the complex cation $\text{MH}_{-1}\text{L}^{2+}$ ($M^{3+} = \text{Eu}^{3+}, \text{Am}^{3+}$; $L = \text{DDEG}$) in nitrobenzene saturated with water, i. e., the equilibrium constant of the following general reaction



defined as

$$K(\text{ML}_{\text{org}}^{3+}) = \frac{[\text{ML}_{\text{org}}^{3+}]}{[\text{MH}_{-1}\text{L}_{\text{org}}^{2+}][\text{H}_{\text{org}}^+]} \quad (19)$$

was determined on the basis of Relation (20):

$$\log K(\text{ML}_{\text{org}}^{3+}) = \log K_{\text{ex}}(\text{ML}_{\text{org}}^{3+}) - \log K_{\text{ex}}(\text{MH}_{-1}\text{L}_{\text{org}}^{2+}) \quad (20)$$

The respective equilibrium constants are summarized in Tables 3 and 4.

Moreover, Figure 3 depicts the contributions of the species H_{org}^+ , HL_{org}^+ and $\text{H}_2\text{L}_{\text{org}}^{2+}$ to the total hydrogen cation concentration in the equilibrium nitrobenzene phase, whereas Figures 4 and 5 show the contributions of the cations $\text{Eu}_{\text{org}}^{3+}$, $\text{EuL}_{\text{org}}^{3+}$, $\text{EuH}_{-1}\text{L}_{\text{org}}^{2+}$ and $\text{Am}_{\text{org}}^{3+}$, $\text{AmL}_{\text{org}}^{3+}$, $\text{AmH}_{-1}\text{L}_{\text{org}}^{2+}$,

Table 1. Comparison of various models of europium extraction from aqueous solution of HCl by nitrobenzene solution of H^+B^- in the presence of DDEG.

Europium complexes in the organic phase	$\log K_{\text{ex}}^a$	U^b
EuL^{3+}	11.17 (11.63)	11.41
EuHL^{4+}	14.29 (15.01)	57.62
$\text{EuH}_{-1}\text{L}_{\text{org}}^{2+}$	8.06 ± 0.22	0.82
$\text{EuL}^{3+}, \text{EuHL}^{4+}$	Transformed to EuL^{3+}	
$\text{EuL}^{3+}, \text{EuH}_{-1}\text{L}_{\text{org}}^{2+}$	$10.23 \pm 0.06, 7.78 \pm 0.04$	0.01

^a The values of the extraction constants are given for each complex. The reliability interval of the constants is given as $3\sigma(K)$, where $\sigma(K)$ is the standard deviation of the constant K .³⁵ These values are given in the logarithmic scale using the approximate expression $\log K \pm \{\log[K + 1.5\sigma(K)] - \log[K - 1.5\sigma(K)]\}$. For $\sigma(K) > 0.2K$, the previous expression is not valid and then only the upper limit is given in the parentheses in the form of $K(\log[K + 3\sigma(K)])$.³⁵

^b The error-square sum $U = \sum(\log D_{\text{calc}} - \log D_{\text{exp}})^2$.

Table 2. Comparison of various models of americium extraction from aqueous solution of HCl by nitrobenzene solution of H^+B^- in the presence of DDEG.

Americium complexes in the organic phase	$\log K_{\text{ex}}^a$	U^b
AmL^{3+}	11.46 (11.91)	1.04
AmHL^{4+}	14.58 (15.29)	55.31
$\text{AmH}_{-1}\text{L}_{\text{org}}^{2+}$	8.35 ± 0.26	1.13
$\text{AmL}^{3+}, \text{AmHL}^{4+}$	Transformed to AmL^{3+}	
$\text{AmL}^{3+}, \text{AmH}_{-1}\text{L}_{\text{org}}^{2+}$	$10.59 \pm 0.08, 8.01 \pm 0.06$	0.01

^a See Table 1, footnote a; ^b See Table 1, footnote b.

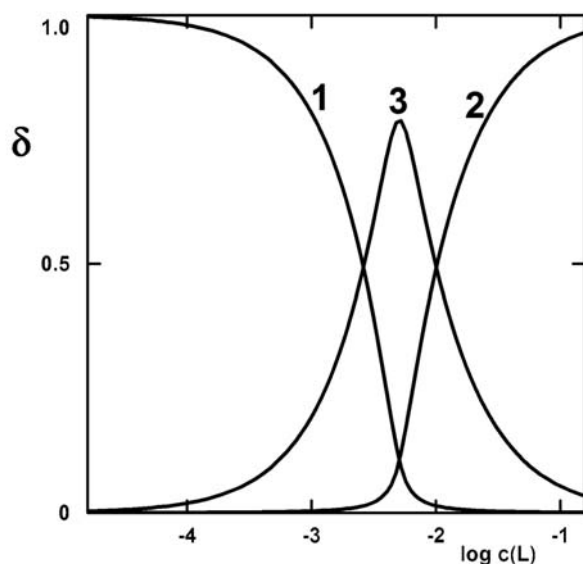
Table 3. Equilibrium constants in the water–HCl–DDEG–Eu³⁺(microamounts)–nitrobenzene–H⁺B⁻ system.

Equilibrium	log K
$L_{\text{aq}} \rightleftharpoons L_{\text{org}}$	-3.0 ^a
$H_{\text{org}}^+ + L_{\text{aq}} \rightleftharpoons HL_{\text{org}}^+$	4.12 ^b
$2H_{\text{org}}^+ + L_{\text{aq}} \rightleftharpoons H_2L_{\text{org}}^{2+}$	7.67 ^b
$\text{Eu}_{\text{aq}}^{3+} + 3H_{\text{org}}^+ \rightleftharpoons \text{Eu}_{\text{aq}}^{3+} + 3H_{\text{aq}}^+$	1.3 ^c
$\text{Eu}_{\text{aq}}^{3+} + L_{\text{aq}} + 3H_{\text{org}}^+ \rightleftharpoons \text{EuL}_{\text{org}}^{3+} + 3H_{\text{aq}}^+$	10.23
$\text{Eu}_{\text{aq}}^{3+} + L_{\text{aq}} + 2H_{\text{org}}^+ \rightleftharpoons \text{EuH}_{-1}\text{L}_{\text{org}}^{2+} + 3H_{\text{aq}}^+$	7.78
$H_{\text{org}}^+ + L_{\text{org}} \rightleftharpoons HL_{\text{org}}^+$	7.12
$2H_{\text{org}}^+ + L_{\text{org}} \rightleftharpoons H_2L_{\text{org}}^{2+}$	10.67
$\text{Eu}_{\text{org}}^{3+} + L_{\text{org}} \rightleftharpoons \text{EuL}_{\text{org}}^{3+}$	11.93
$\text{EuH}_{-1}\text{L}_{\text{org}}^{2+} + H_{\text{org}}^+ \rightleftharpoons \text{EuL}_{\text{org}}^{3+}$	2.45

^a Determined by the method of the concentration dependent distribution.³⁶

^b Determined by the method described in detail in Ref. 37.

^c Ref. 38.

**Figure 3.** Distribution diagram of hydrogen cation in the equilibrium nitrobenzene phase of the water–HCl–DDEG–Eu³⁺(microamounts)–nitrobenzene–H⁺B⁻ extraction system in the forms of H⁺, HL⁺ and H₂L²⁺;

$c(\text{HCl}) = 0.05 \text{ mol/L}$, $c_{\text{B}} = 0.01 \text{ mol/L}$.

$$1 \delta(\text{H}^+) = [\text{H}_{\text{org}}^+]/c(\text{H}^+)_{\text{org}}$$

$$2 \delta(\text{HL}^+) = [\text{HL}_{\text{org}}^+]/c(\text{H}^+)_{\text{org}}$$

$$3 \delta(\text{H}_2\text{L}^{2+}) = 2[\text{H}_2\text{L}_{\text{org}}^{2+}]/c(\text{H}^+)_{\text{org}}$$

$$\text{where } c(\text{H}^+)_{\text{org}} = [\text{H}_{\text{org}}^+] + 2[\text{H}_2\text{L}_{\text{org}}^{2+}]$$

The distribution curves were calculated using the constants given in Table 3.

respectively, to the total trivalent metal cation concentration in the corresponding equilibrium organic phase.

Finally, it should be noted that the stability constants of the complex species $\text{EuL}_{\text{org}}^{3+}$ and $\text{AmL}_{\text{org}}^{3+}$, where L is DDEG, in nitrobenzene saturated with water is $\log \beta(\text{EuL}_{\text{org}}^{3+}) = 11.93$ and $\log \beta(\text{AmL}_{\text{org}}^{3+}) = 12.09$, as given in Tables 3 and 4, respectively. Recently, the stability con-

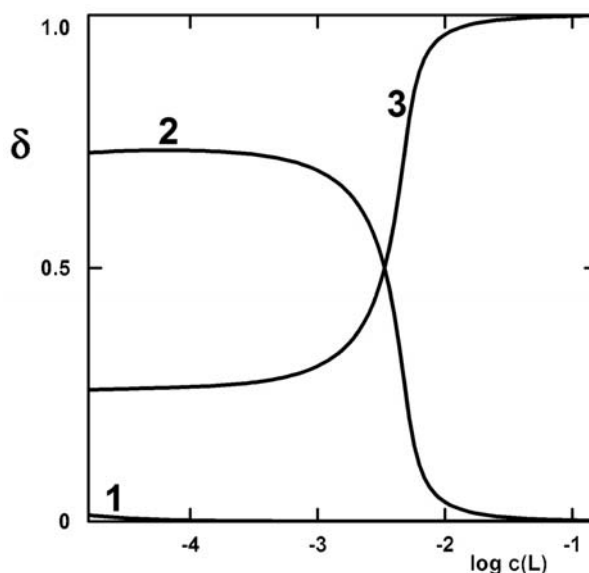
Table 4. Equilibrium constants in the water–HCl–DDEG–Am³⁺(microamounts)–nitrobenzene–H⁺B⁻ system.

Equilibrium	log K
$L_{\text{aq}} \rightleftharpoons L_{\text{org}}$	-3.0 ^a
$H_{\text{org}}^+ + L_{\text{aq}} \rightleftharpoons HL_{\text{org}}^+$	4.12 ^b
$2H_{\text{org}}^+ + L_{\text{aq}} \rightleftharpoons H_2L_{\text{org}}^{2+}$	7.67 ^b
$\text{Am}_{\text{aq}}^{3+} + 3H_{\text{org}}^+ \rightleftharpoons \text{Am}_{\text{aq}}^{3+} + 3H_{\text{aq}}^+$	1.5 ^c
$\text{Am}_{\text{aq}}^{3+} + L_{\text{aq}} + 3H_{\text{org}}^+ \rightleftharpoons \text{AmL}_{\text{org}}^{3+} + 3H_{\text{aq}}^+$	10.59
$\text{Am}_{\text{aq}}^{3+} + L_{\text{aq}} + 2H_{\text{org}}^+ \rightleftharpoons \text{AmH}_{-1}\text{L}_{\text{org}}^{2+} + 3H_{\text{aq}}^+$	8.01
$H_{\text{org}}^+ + L_{\text{org}} \rightleftharpoons HL_{\text{org}}^+$	7.12
$2H_{\text{org}}^+ + L_{\text{org}} \rightleftharpoons H_2L_{\text{org}}^{2+}$	10.67
$\text{Am}_{\text{org}}^{3+} + L_{\text{org}} \rightleftharpoons \text{AmL}_{\text{org}}^{3+}$	12.09
$\text{AmH}_{-1}\text{L}_{\text{org}}^{2+} + H_{\text{org}}^+ \rightleftharpoons \text{AmL}_{\text{org}}^{3+}$	2.58

^a Determined by the method of the concentration dependent distribution.³⁶

^b Determined by the method described in detail in Ref. 37.

^c Ref. 38.

**Figure 4.** Distribution diagram of europium in the equilibrium nitrobenzene phase of the water–HCl–DDEG–Eu³⁺(microamounts)–nitrobenzene–H⁺B⁻ extraction system in the forms of Eu³⁺, EuL³⁺ and EuH₋₁L²⁺;

$c(\text{HCl}) = 0.05 \text{ mol/L}$, $c_{\text{B}} = 0.01 \text{ mol/L}$.

$$1 \delta(\text{Eu}^{3+}) = [\text{Eu}_{\text{org}}^{3+}]/c(\text{Eu}^{3+})_{\text{org}}$$

$$2 \delta(\text{EuL}^{3+}) = [\text{EuL}_{\text{org}}^{3+}]/c(\text{Eu}^{3+})_{\text{org}}$$

$$3 \delta(\text{EuH}_{-1}\text{L}^{2+}) = [\text{EuH}_{-1}\text{L}_{\text{org}}^{2+}]/c(\text{Eu}^{3+})_{\text{org}}$$

$$\text{where } c(\text{Eu}^{3+})_{\text{org}} = [\text{Eu}_{\text{org}}^{3+}] + [\text{EuL}_{\text{org}}^{3+}] + [\text{EuH}_{-1}\text{L}_{\text{org}}^{2+}]$$

The distribution curves were calculated using the constants given in Table 3.

stants of the complexes $\text{CsL}_{\text{org}}^+$, $\text{CaL}_{\text{org}}^{2+}$ and $\text{SrL}_{\text{org}}^{2+}$ (L = DDEG) in water-saturated nitrobenzene were determined as $\log \beta(\text{CsL}_{\text{org}}^+) = 6.83$,²⁵ $\log \beta(\text{CaL}_{\text{org}}^{2+}) = 11.87$ ²⁶ and $\log \beta(\text{SrL}_{\text{org}}^{2+}) = 13.19$.²⁶ Thus, in this nitrobenzene medium, the stability of the considered cationic complex species $\text{CsL}_{\text{org}}^+$, $\text{CaL}_{\text{org}}^{2+}$, $\text{SrL}_{\text{org}}^{2+}$, $\text{EuL}_{\text{org}}^{3+}$ and $\text{AmL}_{\text{org}}^{3+}$ increases in the series of $\text{Cs}^+ < \text{Ca}^{2+} \approx \text{Eu}^{3+} \approx \text{Am}^{3+} < \text{Sr}^{2+}$.

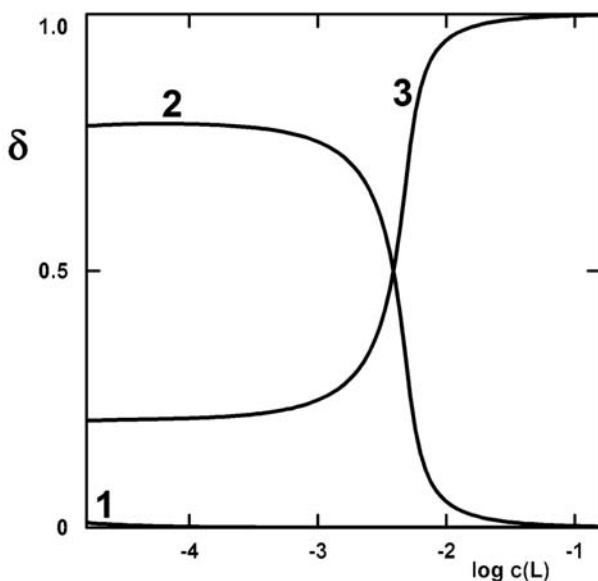


Figure 5. Distribution diagram of americium in the equilibrium nitrobenzene phase of the water–HCl–DDEG–Am³⁺(microamounts)–nitrobenzene–H⁺B[–] extraction system in the forms of Am³⁺, AmL³⁺ and AmH_{–1}L_{org}²⁺. c(HCl) = 0.05 mol/L, c_B = 0.01 mol/L.

$$1 \delta(\text{Am}^{3+}) = [\text{Am}_{\text{org}}^{3+}]/c(\text{Am}^{3+})_{\text{org}}$$

$$2 \delta(\text{AmL}^{3+}) = [\text{AmL}_{\text{org}}^{3+}]/c(\text{Am}^{3+})_{\text{org}}$$

$$3 \delta(\text{AmH}_{-1}\text{L}_{\text{org}}^{2+}) = [\text{AmH}_{-1}\text{L}_{\text{org}}^{2+}]/c(\text{Am}^{3+})_{\text{org}}$$

$$\text{where } c(\text{Am}^{3+})_{\text{org}} = [\text{Am}_{\text{org}}^{3+}] + [\text{AmL}_{\text{org}}^{3+}] + [\text{AmH}_{-1}\text{L}_{\text{org}}^{2+}].$$

The distribution curves were calculated using the constants given in Table 4.

4. Acknowledgements

This work was supported by the Grant Agency of Faculty of Environmental Sciences, Czech University of Life Sciences, Prague, Project No.: 42900/1312/3114 “Environmental Aspects of Sustainable Development of Society” and by the Czech Ministry of Education, Youth, and Sports, Project MSM 6046137307.

5. References

1. E. Makrlík, P. Vaňura, *Talanta* **1985**, 32, 423–429.
2. E. Makrlík, P. Vaňura, P. Selucký, *J. Solution Chem.* **2009**, 38, 1129–1138.
3. E. Makrlík, P. Vaňura, P. Selucký, *J. Solution Chem.* **2010**, 39, 692–700.
4. E. Makrlík, P. Vaňura, P. Selucký, V. A. Babain, I. V. Smirnov, *Acta Chim. Slov.* **2009**, 56, 718–722.
5. E. Makrlík, P. Vaňura, P. Selucký, *Acta Chim. Slov.* **2010**, 57, 470–474.
6. E. Makrlík, P. Vaňura, P. Selucký, *Acta Chim. Slov.* **2010**, 57, 485–490.
7. E. Makrlík, P. Vaňura, P. Selucký, *Acta Chim. Slov.* **2010**, 57, 922–926.
8. E. Makrlík, P. Toman, P. Vaňura, R. Rathore, *Acta Chim. Slov.* **2010**, 57, 948–952.
9. E. Makrlík, P. Vaňura, P. Selucký, *Acta Chim. Slov.* **2011**, 58, 176–180.
10. E. Makrlík, P. Vaňura, P. Selucký, Z. Spíchal, *Acta Chim. Slov.* **2011**, 58, 600–604.
11. E. Makrlík, P. Toman, P. Vaňura, R. Rathore, *Acta Chim. Slov.* **2011**, 58, 611–615.
12. E. Makrlík, P. Vaňura, P. Selucký, Z. Spíchal, *Acta Chim. Slov.* **2011**, 58, 860–865.
13. E. Makrlík, P. Vaňura, P. Selucký, *J. Radioanal. Nucl. Chem.* **2009**, 279, 137–142.
14. E. Makrlík, P. Vaňura, P. Selucký, *J. Radioanal. Nucl. Chem.* **2009**, 279, 287–291.
15. E. Makrlík, P. Vaňura, P. Selucký, V. A. Babain, I. V. Smirnov, *J. Radioanal. Nucl. Chem.* **2009**, 279, 743–747.
16. E. Makrlík, P. Vaňura, P. Selucký, *J. Radioanal. Nucl. Chem.* **2010**, 283, 45–50.
17. E. Makrlík, P. Vaňura, Z. Sedláková, *J. Radioanal. Nucl. Chem.* **2010**, 283, 157–161.
18. E. Makrlík, P. Vaňura, P. Selucký, *J. Radioanal. Nucl. Chem.* **2010**, 283, 571–575.
19. E. Makrlík, P. Vaňura, P. Selucký, *J. Radioanal. Nucl. Chem.* **2010**, 283, 727–733.
20. E. Makrlík, P. Vaňura, P. Selucký, *J. Radioanal. Nucl. Chem.* **2010**, 284, 87–92.
21. V. N. Romanovskiy, I. V. Smirnov, V. A. Babain, T. A. Todd, R. S. Herbst, J. D. Law, K. N. Brewer, *Solvent Extr. Ion Exch.* **2001**, 19, 1–21.
22. J. D. Law, R. S. Herbst, T. A. Todd, V. N. Romanovskiy, V. A. Babain, V. M. Esimantovskiy, I. V. Smirnov, B. N. Zaitsev, *Solvent Extr. Ion Exch.* **2001**, 19, 23–36.
23. R. S. Herbst, D. R. Peterman, R. D. Tillotson, L. H. Delmau, *Solvent Extr. Ion Exch.* **2008**, 26, 163–174.
24. P. Vaňura, E. Makrlík, J. Rais, M. Kyrš, *Collect. Czech. Chem. Commun.* **1982**, 47, 1444–1464.
25. E. Makrlík, P. Vaňura, P. Selucký, *J. Radioanal. Nucl. Chem.* **2011**, 290, 307–311.
26. E. Makrlík, P. Vaňura, P. Selucký, Z. Sedláková, *J. Radioanal. Nucl. Chem.*, **2013**, 295, 2215–2220.
27. M. F. Hawthorne, D. C. Young, T. D. Andrews, D. V. Howe, R. L. Pilling, A. D. Pitts, M. Reintjes, L. F. Warren, P. A. Wegner, *J. Am. Chem. Soc.* **1968**, 90, 879–896.
28. E. Makrlík, *Collect. Czech. Chem. Commun.* **1992**, 57, 289–295.
29. E. Makrlík, P. Vaňura, *J. Radioanal. Nucl. Chem.* **2010**, 283, 773–776.
30. E. Makrlík, P. Vaňura, P. Selucký, V. A. Babain, I. V. Smirnov, *J. Radioanal. Nucl. Chem.* **2010**, 284, 629–633.
31. E. Makrlík, P. Vaňura, *Collect. Czech. Chem. Commun.* **1986**, 51, 498–515.
32. P. Vaňura, E. Makrlík, *J. Radioanal. Nucl. Chem.* **2006**, 267, 251–254.
33. P. Vaňura, E. Makrlík, *J. Radioanal. Nucl. Chem.* **2006**, 267, 465–469.
34. P. Vaňura, E. Makrlík, *Collect. Czech. Chem. Commun.*

- 1993, 58, 1324–1336.
35. L. G. Sillén, B. Warnqvist, *Arkiv Kemi* **1996**, 31, 315–339.
36. J. Rais, E. Šebestová, P. Selucký, M. Kyrš, *J. Inorg. Nucl. Chem.* **1976**, 38, 1742–1744.
37. P. Vaňura, J. Rais, P. Selucký, M. Kyrš, *Collect. Czech. Chem. Commun.* **1979**, 44, 157–166.
38. J. Rais, S. Tachimori, *Separ. Sci. Technol.* **1994**, 29, 1347–1365.

Povzetek

Proučevali smo ekstrakcijo mikrokoličin evropija in americija z raztopino hidrogen dikarboli kobaltata (H^+B^-) v nitrobenzenu ob prisotnosti dodekaetilen glikola (DDEG, L). Ravnotežja smo pojasnili s pomočjo predpostavke, da se kompleksi HL^+ , H_2L^{2+} , ML^{3+} in $MH_{-1}L^{2+}$ ($M^{3+} = Eu^{3+}, Am^{3+}$; L = DDEG) ekstrahirajo v organsko fazo. Določili smo konstante ekstrakcije in konstante stabilnosti kompleksov v nitrobenzenu, nasičenem z vodo. Ugotovili smo, da so konstante stabilnosti kompleksov evropija, EuL^{3+} , primerljive s konstantami stabilnosti kompleksov z americijem, AmL^{3+} .